

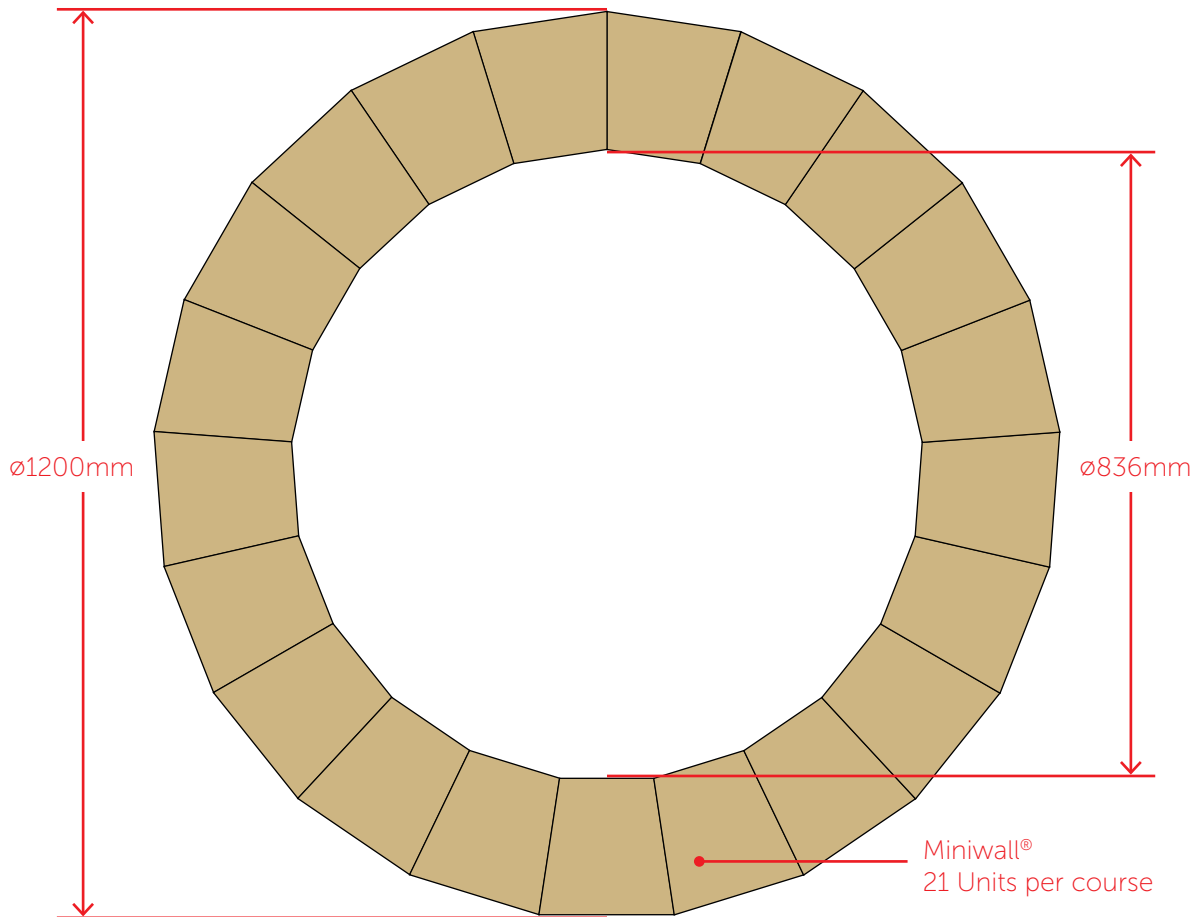
adbri MASONRY

an **ADBRI** company



Family Friendly Fire Pits

HOW TO USE ADBRI CONCRETE BLOCKS TO CREATE FIRE PIT ENCLOSURES



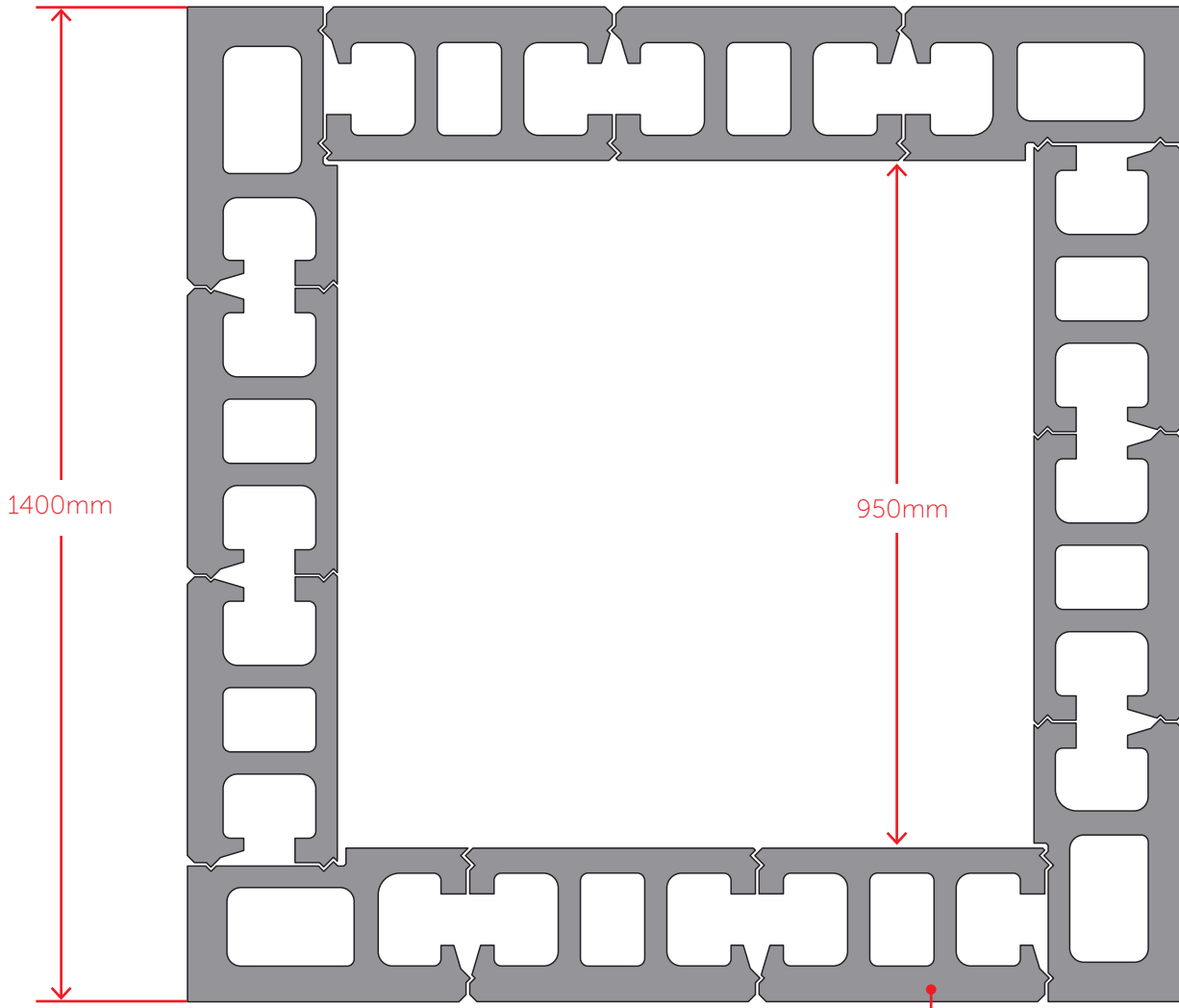
INFORMATION

- Bed first course into a sand and cement mix.
- For pits over 1 block high, apply a thin bed of mortar (2-4mm) between courses.
- Suitable for use as fire pit barrier blocks – when a steel fire dish is used within.

TECHNICAL INFORMATION

Product	Outside diameter	Inside diameter	No. of units for full circle
Miniwall®	1200mm	836mm	21






Versawall®
8 Standard units and
4 Corner units per course.
20 Caps to finish.

INFORMATION

- Perfect for square fire pits – specialty left and right corner units are DIY friendly.
- No cuts needed for blocks – cuts will be needed for caps.
- Dry stack blocks, mortar down caps into place with thin bed (2-4mm) of mortar.
- Suitable for fire pits up to 800mm (4 courses high).

TECHNICAL INFORMATION

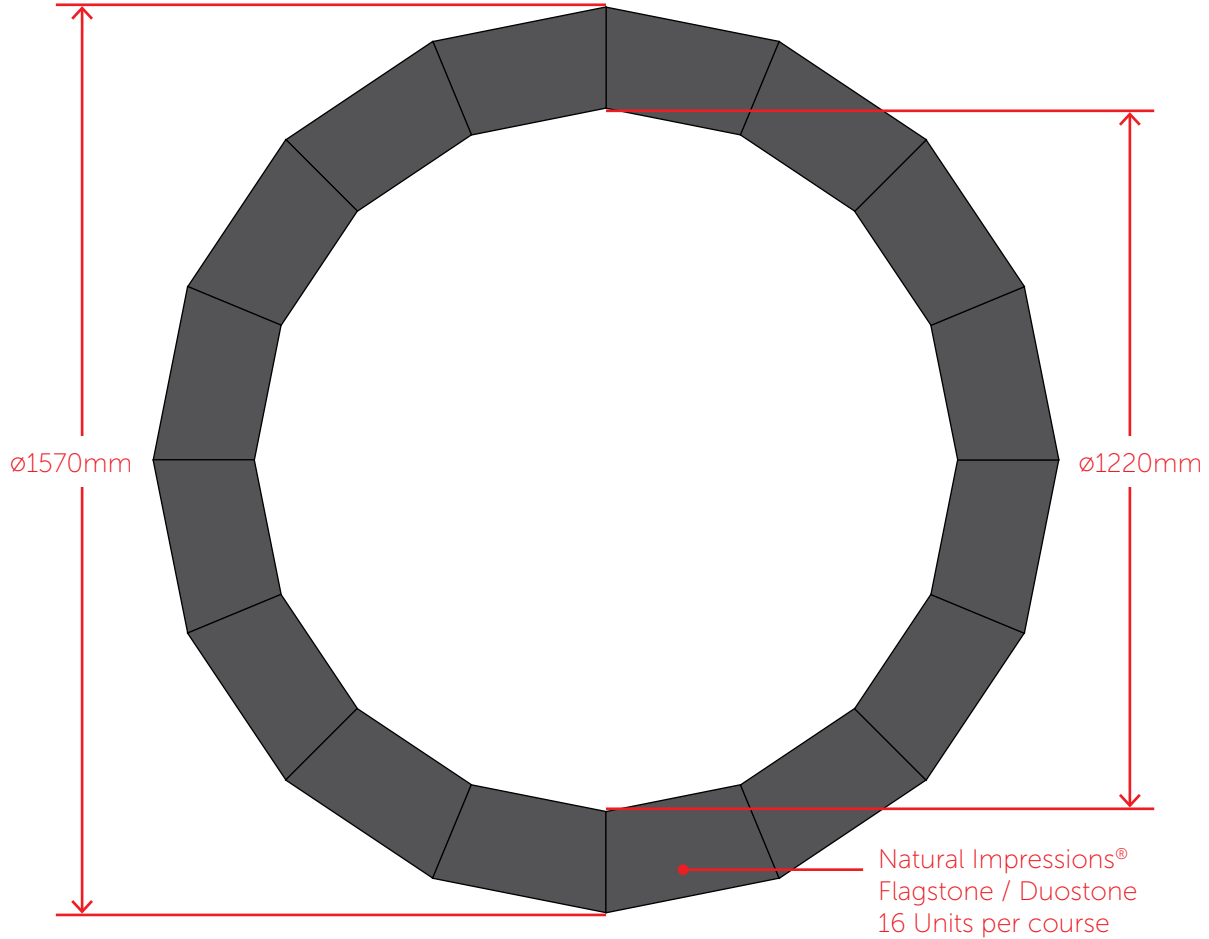
Product	Outside dimensions	Inside dimensions	No. of units per course
Versawall®	1400mm x 1400mm	950mm x 950mm	8 Standard units and 4 Corner units



Natural Impressions[®] Flagstone / Duostone

STATE AVAILABILITY

✓ NSW/ACT ✓ VIC ✓ QLD ✓ SA ✓ TAS



INFORMATION


- Each course after the base level will produce a slightly smaller circle.
- For courses 2 and 3, one block will need to be cut or split with a mallet and bolster to complete a neat circle.
- Suitable for use as fire pit barrier blocks – when a steel fire dish is used within.
- Build to a maximum of 3 courses high.



Natural Impressions® Flagstone

TECHNICAL INFORMATION

Product	Outside diameter	Inside diameter	No. of units for full circle
Natural Impressions® Flagstone / Duostone	1570mm	1220mm	16



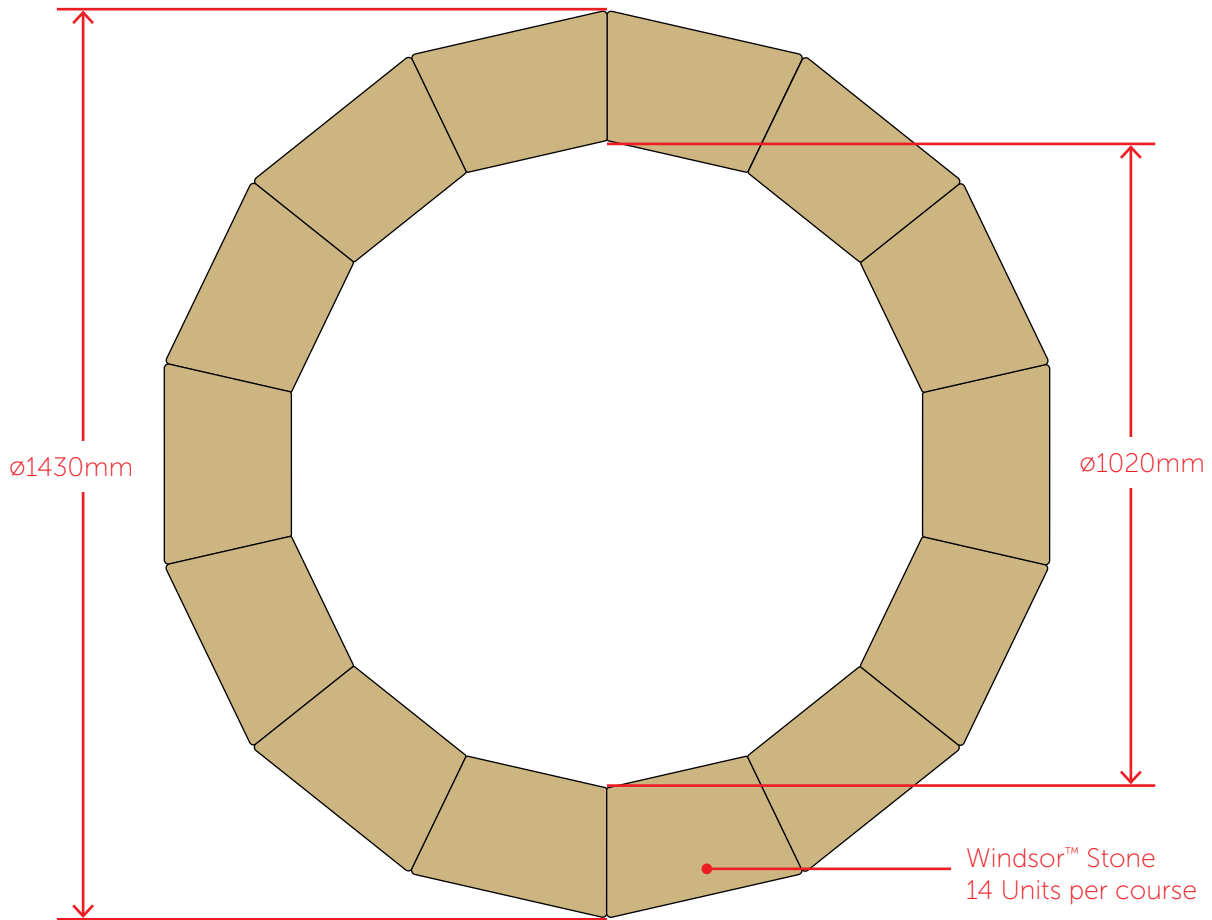
Natural Impressions® Duostone

BRICKS

| BESSER® BLOCKS

| PAVERS

| RETAINING WALLS



INFORMATION

- Each course after the base level will produce a slightly smaller circle.
- For courses 2 and 3, one block will need to be cut or split with a mallet and bolster to complete a neat circle.
- Suitable for use as fire pit barrier blocks – when a steel fire dish is used within.
- Build to a maximum of 3 courses high.

TECHNICAL INFORMATION

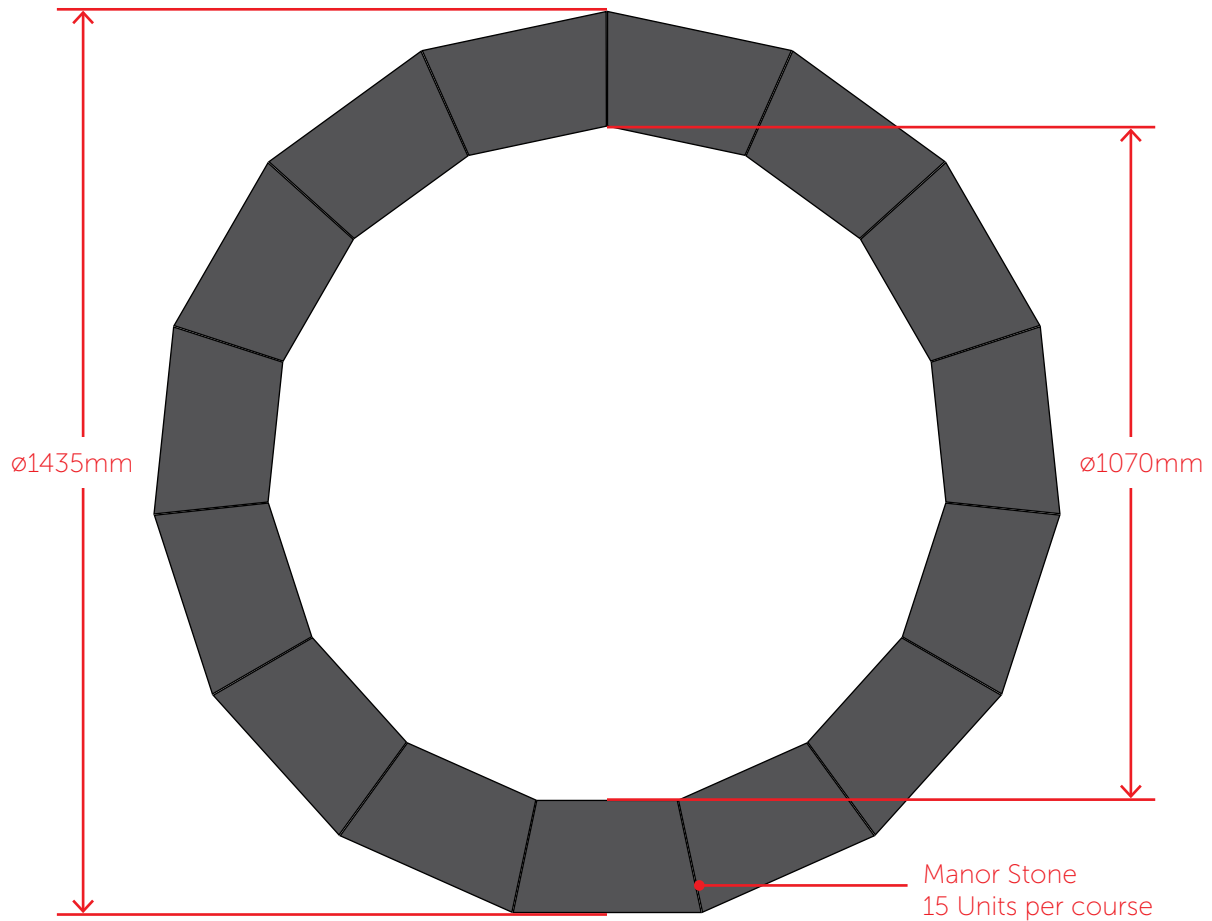
Product	Outside diameter	Inside diameter	No. of units for full circle
Windsor™ Stone	1430mm	1020mm	14



Manor Stone

STATE AVAILABILITY

✓ NSW/ACT ✗ VIC ✓ QLD ✗ SA ✓ TAS



INFORMATION

- Each course after the base level will produce a slightly smaller circle.
- For courses 2 and 3, one block will need to be cut or split with a mallet and bolster to complete a neat circle.
- Suitable for use as fire pit barrier blocks – when a steel fire dish is used within.
- Build to a maximum of 3 courses high.

TECHNICAL INFORMATION

Product	Outside diameter	Inside diameter	No. of units for full circle
Manor Stone	1435mm	1070mm	15



BRICKS

| BESSER® BLOCKS

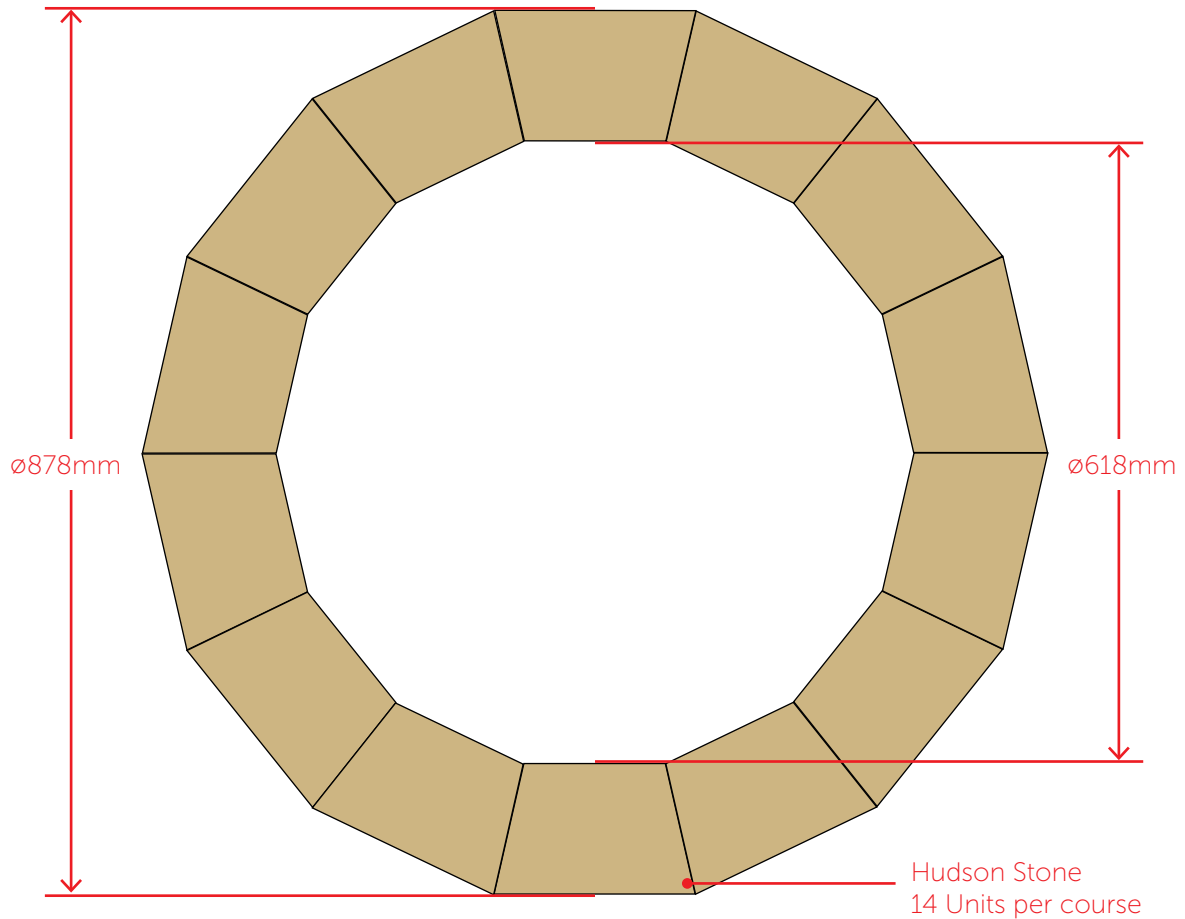
| PAVERS

| RETAINING WALLS

1300 365 565 | www.adbrimasonry.com.au

ABN: 31 009 687 521 | ISSUE DATE: 05/2021





INFORMATION

- Each course after the base level will produce a slightly smaller circle.
- For courses 2 and 3, one block will need to be cut or split with a mallet and bolster to complete a neat circle.
- Suitable for use as fire pit barrier blocks – when a steel fire dish is used within.
- Build to a maximum of 3 courses high.

TECHNICAL INFORMATION

Product	Outside diameter	Inside diameter	No. of units for full circle
Hudson Stone	878mm	618mm	14





Safety - Pit Design

When installed correctly and used responsibly, fire pits are safe and enjoyable. Of course, as with any fire, it is important to follow safety best practice. In addition to the below safety tips, always check for local council fire bans and play by the rules.

For the best balance of safety and a real fire feel, build a Family Friendly Fire Pit with concrete barrier blocks around a steel fire dish. This style has become very popular as the barrier blocks are now available in decorative coloured finishes so they look great while keeping loved ones a safe distance from the flames.

Recommendation: If you have young children and/or pets, choose a Family Friendly Fire Pit – you'll spend more time enjoying it than worrying with the extra layer of protection (the barrier blocks). Obviously, fire has the potential to be dangerous in all instances – enjoy safely.

Best Safety Tips

1. Choose a Family Friendly Fire Pit with Adbri concrete barrier blocks like Eziwall or Miniwall
2. Install a safe distance from your house, overhanging trees and flammable furniture
3. Always have a full bucket of sand and a bucket of water near to the fire to extinguish at short notice.
4. Never leave fire unattended and always supervise children and pets when using the fire pit.
5. If your fire becomes too smokey and it is uncomfortable, put it out!

